



# THE STYRENE SHEET

VOL. 60, No. 5 [www.svsm.org](http://www.svsm.org) JUNE 2026



A Publication of the Silicon Valley Scale Modelers, A chartered Chapter of International Plastic Modeler's Society, USA branch.

## *A FINE FINISH LOOKING BACK AT MAY !*



***NOW EDITOR HAS THE REST OF THE STORY BEGUN IN MAY/JUNE 2026 TAMS***



**Minutes: Chris Bucholtz Photos/Text : Mick Burton**

At the May meeting... We had a recap of this year's remaining club contests:

June: Bring Your Best (not a contest - bring up to three of your favorite builds)

July: Ride the Wave (floatplanes)

August: Guns of August (things with big guns)

September: Track and Tracks (racers, things you'd see at the track or Tracked vehicles)

October: Bring Your Favorite Unconventional Tool

**Our club contest in May was "Build Your Name."**

*(for its coverage in full, referred to prior published MAY/JUNE 2016 TAMS)*

[https://www.mickbmodeler.com/resources/SV\\_2k24to26/TAMS\\_MAYJUNE2026.pdf](https://www.mickbmodeler.com/resources/SV_2k24to26/TAMS_MAYJUNE2026.pdf)

***Continues page 3***

**Editor's Ravings** – this month's editor, Mick Burton

“ AN OPPORTUNITY KNOCKS EVERY DAY ”



Shameless plug: [www.mickbmodeler.com](http://www.mickbmodeler.com)

***Hello yes it's June alright, and we have as a club another marvelous opportunity to meet, show models, share tales and perhaps win some kind of award for just showing up. No, not that marvelous opp we have had more often than not, annually. I am talking about the upcoming monthly 3<sup>rd</sup> Friday meeting that the President has designated "Bring Your Best" for the theme, so we can be enjoying ourselves in community yet again. True, we won't host a "big show" this year, but that's happened before. Having been in that exec chair more than once, caution that unless you want to be in it, be careful what you wish for when turn of events goes awry. Right now I am aware of the Spring 2026 potential lineup of shows in Region 9 shaping up. It's cheering and also again makes it a bit tough. Because again all of us are competing for a very limited number of weekend days in a vastly shrunken market of affordable hall spaces, volatile finances. When you want May or June especially, wedding/graduation parties are going to likely be ahead of you. -mb***

***(MAY SVSM Meet continues from page 7)***

**For the Build Your Name Club Contest, Frank Beltran** brought in examples of the Minicraft B-1, the Lindberg XB-70 and the Addar F-100 and F-94 - but realized they didn't qualify because they didn't have both his initials.



**(a no help at all now aside from the Editor to Frank : that straight wing Starfire is an F-94C, had you entered an F-94B (the Heller kit) then both your initials in play...)**

**And the model of the month goes to...Mike Burton's Trumpeter kit F-107 Ultra Sabre! And our President Eugenie's Technique of the Month goes to Steve Hays, for his Tank diorama**



**In model talk...**

**Ron Wergin** built two Shermans from the Forces of Valor line, which is aimed at wargamers, but they are not bad models.

Ron also built up a Tiger I from Dragon in 1:72; all his armor had Prieser crewmen added to bring them to life.



The companion to **Mike Burton's** aforementioned M3 Grant is his Tamiya 1:35 M3 Lee, which survived the same mishap. He says the kit is lovely and a breeze to build.

Mike also took the Italeri boxing of the Boeing X-32 and imagined that the fighter contest between it and the X-35 led to some foreign sales, hence the South African Air Force markings and desert camouflage.



(F-32 RSA was also supposed to have showed up for club contest of February, "No One Wants You"... so making a belated appear here)



Mike also built an Airfix F-84F Thunderstreak, sticking Microscale decals on the swept-wing 1:72 jet.



(F-84F was also late for party, outfitted with a scratch built pylon for a Mk 7 “tactical nuke” on left wing so to be part of “Here Comes The Sun” club contest)



Mike finished his latest F-107 not in speculative Southeast Asia camouflage but in the markings of aircraft no. 1 as it appeared during the aircraft’s test regimen. (Also was supposed to be in February’s “No One Wants You” event. Oh well)


And in a shocking turn of events, Burton showed up here with a new model build. Which didn’t get in the minutes, however.

Bandai “Plannosaurus series” rendering of a skeleton for the Stegosaurus Stenops.

These fairly new kits are very nice, update to most current palaeontology findings and feature options: Build up first as a skeleton. Then, you can remove some parts, build on that basis to make “fleshed out” model

Lastly, Burton got President Eugenie to go with taking his on for “Let Me Finish That for You” Club Contest. Yes Thanks, Prez !





**Steve Hays** was inspired by Martin Drayton's talk at the Wine Country Scale Modelers event and decided to tackle a simple diorama, so he built his Tamiya M26 Pershing and put it on a sloping road in an elevated position. The base was made using foam to build up the elevation, and the tank was loaded with external stowage, including some things from Value Gear and Ammo by Mig crates and K-rations.



**Bill Ferrante** says Sword's 1:72 F3D Skyknight does not fit well and the instructions are weird, but he has the fuselage together just the same.





His Academy 1:72 PBX for the USS *Hornet* Midway display is about 95% done; the model needs an immense amount of lead to rest on its nose gear, and the control wheels needed to be re-oriented (made as the kit gives them to you and they look like truck steering wheels!). The decals in the Midway-themed re-boxing were very good, he said.

**Riley Kitchen**'s also dealing with a Sword kit and a Midway model, this one a 1:72 Grumman TBF-1. Riley reports that the kit has no locating pins and is a bit of a pain to build, but the paint is on (using MRP paints) and the decals are nice.



**Mark Balderrama** planned for his Pegasus 1:48 P-51B to escape the shelf of doom by becoming "Excalibur," the Mustang that flew a historic trans-polar flight.

His references revealed that there were a lot of modifications needed, and now he's bought what he described as "a lot of aftermarket for a snap-together kit."





Mark has an Anigrand 1:144 HL-10 lifting body in progress, although it's paused right now because the canopy is wrong.





Mark's also 3D-printed a 1:72 Artemis capsule, which he plans to cover in metal foil.


**Kent McClure's** starting work on a 1:43 Maserati Tipo 61 Long-tail from a cast metal kit, and he's mulling over what color to paint the car once it's built.



Kent's also completed a Gundam gun tank and a second Gundam completed as a space construction vehicle, the original purpose of these machines in the cartoon series. He converted one of its arms into a welding rig.

He had a couple of sprues of 1:72 musketeers and their horses, presumably for a diorama only a Dumas could enjoy.

Finally, Kent has the seats and cockpit of an egg-plane Hughes 300 helicopter constructed; Kent said he spent an inordinate amount of time researching the interior of his cartoonish 'copter!



**Randy Ray** is still toiling away at Snowman Models' 5-inch 38-caliber twin mount in 1:72 scale; he lost the tiny optical gunsight on the top, but he says he's getting close to being finished.

*(MAY SVSM Meeting continues on page 2)*



Congratulations to  
**Steve Hays**  
FOR WINNING  
MAY  
MODEL OF THE MONTH



Congratulations to

**Mike Burton**

**FOR WINNING MAY MODEL OF THE MONTH**



**7:00 PM OPEN, MEETING ENDS 10:00 PM SHARP**

**3rd FRIDAY of Month**

**JUNE 19** (at TRADITIONAL meeting site)

COMMUNITY ROOM

Milpitas Police Administration Building

**1275 N. Milpitas Blvd**

**Milpitas, CA**



**ALSO THIS MONTH**

**INVITATIONAL BUILDFEST MEETING NIGHT**

**JUNE 22**

**at THE PLEX, Northside Meeting Room**

**Address is 800 Embedded Way, San Jose CA**

**From 730 PM to Late PM**

*THE PLEX is located just off Highway 101*

*From NORTH use Hellyer Avenue Exit*

*From SOUTH use Silver Creek veer left at Hellyer*

*Our good friend and Member Steve Hays will have A-Frame Signs with Arrows at the intersection to get you to the best entrance to use.*

*PLENTY OF PARKING, especially on the North Side where the meeting room door seen on left has entry*

*RESTARAUNT inside WILL BE OPEN if you're hungry*

---

---

Email : dens25403@mypacks.net

MILPITAS CA 95036

P.O. BOX 361644

SILICON VALLEY SCALE MODELERS

EDITOR

