



# THE STYRENE SHEET

VOL. 58, No. 5 [www.svsm.org](http://www.svsm.org) JUNE 2024



A Publication of the Silicon Valley Scale Modelers, A chartered Chapter of International Plastic Modeler's Society, USA branch.

## *MAY MEETING BE A WONDER ALL ITS OWN*



*Let's see on page 3...*

### ***A MONTH WITHOUT CLUB CONTEST PERHAPS, STILL PLENTY OF NEWS INSIDE***

Photos/Text: Mick Burton

Minutes: Chris Bucholtz

*This edition of OSS, Editor ecstatic to report, has him getting Minutes very helpfully very early, thusly so underway:*

At the May meeting, Greg Plummer explained our July meeting's contest, the "24" contest. Mick Burton also reminded us that August was the Atlantis Model contest. (*cont'd on page 3*)

**Editor's Ravings** – this month's editor, Mick Burton

**“ THE SUMMER of '59 , REDUX ”**



Shameless plug: [www.mickbmodeler.com](http://www.mickbmodeler.com)



*With that banner, The Editor tries to make the best of fact of seeing the historic curtain close of two favorite places. Where he had been able to enjoy a passion and share in community with those who also enjoyed same, after a 59 year run by both ! The NCAR at Reno Stead last year, and just now this June, Hobbies Unlimited is also no more. Lucky we had them while we did. -mb*



**(MAY's FUN From page 7)**

**Laramie Wright's** underway projects include a Tasca M4A2 Sherman, a Tamiya Churchill Mk. VII (with changes to the mantlet and other areas to correctly backdate it to 1944) and a Tamiya Konigstiger, which still needs its turret. Laramie said this model fits together very well.

**Cliff Kranz'** dump truck conversion was built 40 years ago; he shortened the bed, removed one of the axles and substituted a gas engine for the kit's diesel.



His Ramtiger “paper project” model is nearly done, with a Porsche Tiger chassis and a hull fashioned from .080 styrene sheet, mounting a Flak 41 gun from Bronco. Cliff added Fruillmodel tracks, which he says makes the model weigh a lot!

Next to it, he had a 54-year-old Airfix 1:72 model of a Panther chassis with an 88mm gun in a scratch-built turret.

**Brian Geyer** is still working on Trumpeter's detailed but difficult F-100 Super Sabre.

Brian says the instructions are terrible, but the decals are very nice.

**And the models of the month were...**

**Eugenie Ray's** Zvesda 1:72 Yak-6, which she portrayed in the snow as a way to disguise some of its flaws. She warned that the model will make you cry. And the other model of the month went to **Geoff Krueger**, who built the Monogram “Huey Hog: in 1:48 years ago, and the thought he'd try to make a more accurate model this time, shooting for a Marine UH-1E. The kit has a UH-1B tail and Army-style armament; Geoff started by grafting on the right tail for an -E from the otherwise lousy HobbyBoss UH-1C. The Monogram “Huey Chopper” kit contributed the rescue hoist, and some of the decals came from the HobbyBoss kit. *-chris fini*







In model talk, **Eugenie Ray** is at work on an Accurate Miniatures Corvette Grand Sport, which has instructions that are sometimes amusing and often impossible to follow unless you know a lot about cars



She's building it because her father owned one of these Corvettes.

**Ron Wergin** sang the praises of Heller's 1:72 P.11C, which he painted by hand but then used pastels to achieve the correct brown cast to the paint.



Ron also built Aoshima's 1:72 Ta 152, using his own Tamiya paint mixes.







**Chris Owczarek's** Type IX U-boat came from the Nichimo kit, which he said fit together well.



**Mark Schynert** saved his Revell 1:118 PBM Mariner from an auction, where he won it for \$1, and he says it has a better shape than the Academy or Mach II kits! He dealt with the simplistic cockpit interior by painting the interior of the canopy silver, then using painted decal strips to create the canopy frames.

Mark also has an Airfix Tempest Mk. V underway; he added some aftermarket parts that affected the fit, but otherwise the model is progressing fairly quickly.








**John Jew's** Bedford quad tractor has been in his stash for a while, but he pulled it out and built it straight from the box.

He painted it using Tamiya and Vallejo Model Air paints, then weathered it with MIG pigments to give it a dusty look.

He paired it with a figure of a driver from Gekko Models.



In model talk, **Greg Plummer's** Savoia S.21 is a 1:72 model from Fine Molds that was based on the animated film *Porco Rosso*. He said it was a nice kit to assemble. He painted on all the markings except for a small crest on the tail.



**Chris Bucholtz** has the wings on his 1:72 Academy PV-1 Ventura as well as new resin engine nacelles from Plus Model and engines from Quickboost.

He's also added the gear to the inside of the vacuformed canopy, including the compass, torpedo sight and navigator's lamp, using white glue and tweezers, with lead wire for wiring.





**Mark Balderrama** won a Gundam kit at a GTC raffle and assembled it over the course of three nights. He's also working to customize a set of 1:64 Hot Wheels cars to show the vehicles in specific races with specific schemes, including a Jagermeister BMW 320i and an IMSA 240Z.

**Kent McClure's** figures at this meeting were small —1:285 soldiers from the Franco-Prussian War, the American Civil War and the War of the Roses.








**Bob Meyers'** 1:35 Mk. II Female tank came from the Takom kit. Bob outfitted it with an anti-grenade screen and hand-painted the camouflage with Ammo by MIG acrylics, then added a layer of dust with MIG pastels.

Bob also had a Sd.Kfz. 17/II two-ton truck on hand from AFV Club; he added a Dragon 20mm gun to the bed. Bob used Tamiya paints and MIG oils for weathering, and scratch-built a jerry can rack for the front of the model.

*(continues on page 2)*








Congratulations to  
**Eugenie Ray**  
 FOR WINNING  
 MAY MODEL OF THE MONTH







Congratulations to  
**Geoff Kreuger**  
FOR WINNING  
MAY MODEL OF THE MONTH





**7:00 PM OPEN, MEETING ENDS 10:00 PM SHARP**

**3rd FRIDAY of Month**

**JUNE 21** (at **TRADITIONAL** meeting site)

COMMUNITY ROOM

Milpitas Police Administration Building

**1275 N. Milpitas Blvd**

**Milpitas, CA**

