



THE STYRENE SHEET

VOL. 57, No. 5 www.svsm.org MAY 2023



A Publication of the Silicon Valley Scale Modelers, A chartered Chapter of International Plastic Modeler's Society, USA branch.

A BRIEF LOOK (No Fooling!) AT SVSM APRIL IN 2023



NOW AND THEN, The Editor Manages to be so

Photos/Text: Mick Burton Minutes: Chris Bucholtz

At the April MPD meeting, the membership was not in as abundant attendance as some months. Yet, it still proved rewarding for those who showed, plus we had our first TWO club contests 2023 with fine response.

As it worked out, Editor got the minutes in two bursts (inquiring if there was any omission in the first). Thus resolved to produce this briefing, with a plan for later TAMS to flesh out the Club Contests, so - *Minutes @ 3*

Editor's Ravings – this month's editor, Mick Burton



Shameless plug: www.mickbmodeler.com

“ WARMING UP ”

Within span between the April and May meets, I saw the completion of a goal to wrap up my coverage of SV Classic Seven in the manner I think it deserved, even if not as timely as I had wanted. Building that issue helped distract me from having to deal with loss of my mother, who passed within that period unexpectedly. That turn in turn, left me in no mood to travel at the end of April to Seattle to once again take in their always vigorous “Spring Show”, so alas, I cancelled flight, room... Yet she, like her mother, always had stressed that we need to remember to keep living and keep with the living until we all should meet again. So in that vein, armed now with means anew, I continue to work to be at what shows I can, plan to helm one this Fall again, and be a pain by writing more -mb

=====

(APRIL MPD MEETING WRAPPED UP FROM page 8)

OKAY – So here's The Editor's best recollection in brief for what else went on at April meet that wasn't covered in Minutes:



Bill Ferrante's 1:72 Ju 87G was ready for paint in just four hours of work , it was recorded last month. NICE FINISH !

See Young parked his latest rendering of “old school WW2 German Armor” at the corner of the 120 Day Wonders, but The Editor (and Judge) recovered from learning this and all was well.Except Editor didn't note details of any.Sorry See.

Eugenie Ray, Randy Ray & Greg Plummer all showed up for The Editor's “ 120 Day Wonders” Club Contest and took home prize money from his pocket. A single look below for now to illustrate.

Next TAMS will have all the gory details on that.



Along with more scoop on “the other club contest”. Just for now, wrap up with this wee notation you may have missed:

And **the model of the month** goes to... **Chris Bucholtz !**
His Muroc Models NASA Ames/Dryden AD-1 in 1/72.

*No Foolin' Around April Coverage Starts Here
(cont'd from pg 1) At the April meeting...*



We launched quickly into model talk, with young visitor **Shoria** displaying his 1:76 Airfix tanks, a Churchill, a T-34 and a Chi-Ha, which he painted with an airbrush and gave it a gloss finish.



Cliff Kranz started his Hawk 1:48 Lysander years ago, but completed it in a brush-painted finish.

When Cliff bought it, the model was state-of-the-art, he remembered



D.J. Balderrama used Meng's kit to build a "superdeformed" Type VII U-boat, and he complemented it with an aircraft carrier printed and punched out from a sheet of foamboard.



Gabriel Lee is nearly ready to paint his Italeri F/A-18A; he plans to make it his second Spanish Hornet. Gabriel has finished his model of the space cruiser Akusa from *Space Battleship: Yamato* and is contemplating ways to transport his growing star fleet to contests.



Frank Babbitt has nearly finished his RF-5E Tiger Eye in 1:48 from the AFV Club kit; he has the very small Malaysian markings in place and is about ready to apply a flat coat.

Frank also has a converted Mirage IIIE from the Revell 1:48 kit nearly done; he put lots of aftermarket parts into the old kit, stretched the fuselage and changed the exhaust, and even borrowed some part from the Kinetic kit for the tanks.

Kent McClure has started work on his two 1:32 LS Aarii MicroAge cars, a Subaru patrol car he painted with Gundam chrome paint markers and a Mazda three-wheeler with a primed fender to show wear.





Kent's also working on an Airfix 1:72 Mk. III tank, which he says really depicts a late Mk. II with some Mk. III features.




He's also finished a small model of the Science Patrol submarine seen in the first episode of *Ultraman*, which required a lot of shimming to fit together, and his 1:72 M113 is finished in a fictitious Italian police scheme (in Italian racing red, of course).



His Tamiya Ki-84 is ready to paint, and after that he has a big selection of decals to choose from.



Ron Wergin has been a busy 1:72 modeler lately; he brought in a Hasegawa A6M2 Zero in the field-improvised camouflage scheme of Hiroshi Nishizawa, an Italeri Spitfire Mk V, and a PRU-blue Fujimi Spitfire FR. MkXIV.





Aaron Rhetta is kitbashing some Gundam kits into a new model, using a head, arms, legs and chest from various kits. Doing this results in some fit issues, but it's nothing some modeling can't fix, he says. The next addition to it will be a pair of Gatling guns.



Keeping the big guy company was a small Gundam from a "blindbox" offering; the original owner didn't care for the old-school-looking figure, so Aaron built it.



He's also experimenting with color-shifting paints on an AMT Tim Burton-era Batmobile. He plans to tint the windows before adding the body to the already-built chassis.






Greg Plummer grabbed his Fujimi Toyota 1972 Corolla (or some other name based on where your dealer was located!) from the shelf of doom and gave it a finish of orange pearl over gloss gold, then put the model on 240Z wheels swiped from another Fujimi kit.



Ben Pada used MRP paints on his Eduard 1:48 F4F-3, and he's just starting to weather the model.

He's finished his Tamiya 1:48 Ki-61, using Alclad paints for the metal tones. Any fit issues encountered on this model are the result of operator error, Ben says!



Chris Bucholtz says the Eduard 1:72 Fokker D.VII fits so precisely that his detailing enlarged the fuselage by a minute amount – but enough that the fuselage cracked and the lower wing broke in three when he added it to the model! Plenty of CA glue and sanding fixed all the problems and now the little Fokker is about ready for paint.

An Aber barrel and metal tracks were added to **John Jew's** Dragon 1:35 T-34; John mixed Vallejo mud with moss and grass from his yard to give a more natural feel to the weathering.

John's driver is a figure from Mini Art, which he painted in the early-war blue tanker's uniform.






Pete Long has finished his Tamiya 1:35 Panzer IV L/70A, which features a lower hull and running gear dating back to 1994 and a new upper hull, plus photoetched screen skirt armor. Pete used Panzer Color acrylics on his tank destroyer. Pete also built Tamiya's 1:48 M8 gun motor carriage; he was inspired to build his after seeing Bob Meyer's M8 last month.

In our other contest, we had three egg-celent entries! In third place, with a 4:1 scale Heller Oryctes Nasicornis beetle stealing an egg, was Uschi (a friend of Mick Burton). Second went to the 4:1 Heller stag beetle having an Easter egg roll made by Mick Burton. First went to Cliff Kranz's amazing scratch-built Super Chicken Super Coop, painted orange and yellow with a clear top. Take that car to the NNLs! – *chris fini*

(Editor's note: *As prefaced on cover, I have put the April 2023 SVSM meet article as per the recorded minutes received in two bursts, and this is the end of them. I will now give a quick illustration of the three "Eggstra" models noted at the end minutes, for completeness here. Then please proceed to page 2 where I'll also brief the Meeting "120 Day Wonder Contest" and two other modelers on table that night that didn't make the minutes)*





Congratulations to **Chris Bucholtz**
FOR WINNING APRIL MODEL OF THE MONTH



7:00 PM OPEN, MEETING ENDS 10:00 PM SHARP

3rd FRIDAY of Month

MAY 19 (at TRADITIONAL meeting site)

COMMUNITY ROOM

Milpitas Police Administration Building

1275 N. Milpitas Blvd

Milpitas, CA

HOWEVER DON'T COUNT US OUT FOR THE MONTH

7:30 PM OPEN, MEETING ENDS 9:45 PM SHARP

4th MONDAY of Month (BUILDFEST NITE)

MAY 22 (at ADDITIONAL meeting site)

COMMUNITY ROOM

GAME KASTLE

SANTA CLARA

1350 Coleman Avenue

Santa Clara, CA

