



# THE STYRENE SHEET

VOL. 54, No. 3 [WWW.SVSM.ORG](http://WWW.SVSM.ORG) MARCH 2020



A Publication of the Silicon Valley Scale Modelers, A chartered Chapter of International Plastic Modeler's Society, USA branch.

## *OFFICERS, TWO, JIM LUND, ENTIRETY. GAME OVER !*



*February Events Recounted Here*


Minutes: Mick Burton Photos/Text: Mick Burton

### *At the February meeting...*

**Mr Jim Lund** led off with a sweet tale of his model career in his usual wry and engaging manner, or as he put it, good warning to us all about where this hobby of ours can lead you.

Now, keep in mind, the Editor arrived mostly on time this February evening, albeit without having finished the news letter for that meeting's herald. So not prepared to learn he was to also become Secretary for the night, or part time as Treasurer also. Notwithstanding, he did best he could to be noting as meeting unfolded, and Mr Jim "confessed" to us.

*It all began with the "theft" of this book you see ...  
( yes, more minutes to come, let's see on page 3...)*







**Editor's Ravings** – this month's editor, Mick Burton

**“ A BIT OF LATE BREAKING NEWS & REMINDER FOR THIS MEETING, BEST USE OF THIS EDIT SPACE ”**

*Editor made effort best he could to get this Newsletter out early, so here you go. With That Said ...*

**NEWS – WE ARE CORDIALLY INVITED TO Mr Jim Lund's house for MAY 15 2020 SVSM MEETING**  
**This special event will include HOSTED PIZZA & SODA Address is 1485 Piedmont Road San Jose CA**

**NOW HEAR THIS !**

**SVSM's "Shooting Stars" Club Contest Retry**

*Is Due for Assembly & Final Judgment 3<sup>rd</sup> Friday  
In March (the 20<sup>th</sup>) (aka the upcoming meeting)*

**THIS IS YOUR GENTLE LAST REMINDER**

*Until next newsletter then, Editor signs off,- mick fini*




**(FEBRUARY MEETING MINUTES, CONCLUDED WITH PICTURES INCLUDED) continued from page 8**

**Barry Bauer** now has radial engine He-70K Hungarian AF modified from Matchbox kit (left), Ki-84 Hasegawa (center), Airfix Mosquito (right) all back underway from his "Shelf of Doom".



And lastly a 1/720<sup>th</sup> Revell kit of USS Pennsylvania being backdated to 1919 version. Barry is having a lot of fun in the department of correct scale birdcage masts, he will show you.



**Jim Priete** built his Platz T-33A in a Bolivian AF scheme, thanks to Gabriel Lee who had decals to spare for this and a concurring opinion that no two BAF schemes were same...

**As for Model of the Month select? Greg Plummer** was the clear winner this month for his Enzo Ferrari EarthScraper, to much acclaim for this magnificent model reclamation.

- mickb fini







*Editor Off His Feed & Nut ( from page 1 )*

As Jim told it to us, I was just as intrigued as the others present and wasn't in mode or mood for a detailed note taking of it all, sorry! That Spotter's Handbook which Jim confessed he stole at time, became a basis for his hugely successful creation of over 2500 scale 1/72<sup>nd</sup> model aircraft. He had a couple of the lovely rare books full of his superb photography recording some of his own museum.



We are again reminded to enjoy ourselves in our hobby and not take ourselves too seriously, as Jim relayed how he now has been having to find homes for some of his life's work here. No one outfit saw fit to take ALL as donation !

If you would like to see some of what Jim Lund's awesome collection was like, I can refer you to the [http://www.mickbmodeler.com/resources/THE\\_JIM\\_LUND\\_SST\\_FILES/JIMLUNDSPECIAL\\_TAMS\\_OCT\\_2017.pdf](http://www.mickbmodeler.com/resources/THE_JIM_LUND_SST_FILES/JIMLUNDSPECIAL_TAMS_OCT_2017.pdf)



There is just no way I can do any justice to the great talk that Jim gave us this February 2020 meeting, so please just enjoy what little briefing and guides I do have noted here.

THANK YOU FOR CHOOSING US for your local scale model club home, Messr. EL - Lundo !

**Thanh Nguyen's** Tamiya 1/35<sup>th</sup> T-55A was quite a treat he said, and he finished it off using an economical means/method for his scale model "weathering" media.

Namely as in, as shown here, employment of a discount kit of women's eyeshadow makeup !







**Ron Wergin** finished this 1/72nd scale Supermarine Spitfire in a lovely rendering of the RAF Desert camouflage. Alas, the Editor did not record other details such as kit maker, paints used, etc.

**Landon Carr** has completed his KP 1:72 MiG-15 UTI in Polish Air Force markings. His father John recounted for us how these first airbrushing experiences for Landon went. Noting with justifiable pride, splendid finish

of Landon's applied freehand scheme. Results bode well.

John and Landon concur that the Iwata brand airbrush they had chosen for this project was a recommend to us.



**Al Kuhn** spoke at length with great brevity, about his recent endeavor to tackle one of those legendary entities of modelling, scale or otherwise. Namely, "the ship in a bottle". He chose the USS Hannah, which is designated historically as the founding vessel aka first USN ship, commissioned first in 1775 into service with American Continental Army by General George Washington. Al's 1/300th scale schooner model is primarily wood media, quite delicate, elegant and "fiddly".



He clarified for the Editor and audience the purpose of two metal paper clips at Hannah's bow.


They're there to keep the lines taut prior to any attempt to dock vessel within said glass berth, and also do keep Al's sanity in good stead.





As he relayed, a very interesting process constructing all this.

Knowing you're essentially going to get a single opportunity to get entire body of hard work through a constricted passage, set it in place, tug those lines to "fix it" whilst holding ship, then secure the lines with a knot. Yes, as per kit instruction.



Just a quick review here: that ship model has to be "relaxed" to become smaller than the diameter of the cork shown here, then AI will be having to engineer a means to pass it through the bottle neck and then hold it to allow him to pull the masts/sails into proper stance. Then, tie off or otherwise secure the rigging lines taut, withdraw from inside bottle and admire handiwork of many hours.

**Gabriel Lee** showed his F-15C Eagle done in Fresno ANG scheme, this 1/72<sup>nd</sup> twinjet will enter the upcoming Fresno Scale Modelers Regional in fine fettle to be sure. Gabriel's expanding his Latin American AF collection with a MiG-29 SMP destined for a Peruvian Air Force scheme. Lastly he had a pretty rare sight of a K-8 Chinese/Pakistani LAFT (Light Attack Fighter Trainer mission) aircraft.





-F-15 Fresno ANG, MiG-29SMP (below)



K-8 LAFT (on left)

**Kent McClure**'s progressing on a broad front with five EGG-craft: F-4 Phantom II, MV-22 Osprey, MiG-15 Fagot, VF-1 Valkyrie and a Ki-43 Oscar. Along with his Bandai kits of "A" Fighter space craft that Kent has peacefully reassigned to "aerospace racers".



Not to be seen as slacking, Kent had his entry in the Platz T-33 "Shooting Stars" event shown making good progress. Finally, he had a Mazda 3 Wheeler Model K360 for enlightening those of us (like Editor) who weren't aware of either real deal or the extant model or both.







**Mark Schynert** made sure one could learn that indeed, Valom's Bristol Buckmaster could in fact be made into a finished product and builder live to tell the tale. A limited run kit, one of the key sticking points was a classic limited run setpiece which Mark recounted eloquently. Namely, he had to construct multiple delicate struts and like bits which make up the main landing gear that went together within gear bay, with typical vague illustrated/text instructs for this critical area. As he said, once you get it all assembled in there correctly, it's brilliant, solid enough. But the process tests your modelling commitment as far from Tamiya fall into place schematics.

Not actually as easygoing as one might be expecting these days, given their recent track record in releases, was Mark's take on the Airfix Mk.22 Spitfire in 1/72.

Having myself built much earlier 1/48<sup>th</sup> scale Airfix kit of the aircraft with incredible results for no incredible effort, I was dismayed to have Mark's review of this smaller scale version.

But at least now I know what to expect going into my own stash to take this one on...Thanks Mark !



**Aaron Rhetta** has another (Gundam) with cool shifting hues paint underway. Sorry that I didn't record ID or details here, but this definitely got audience attention and participation during the break time.

**Ben Pada** came back from Silvercon 2020 with winners, he took a Second with his 1/48<sup>th</sup> RAF Hawker in stripes and a First with his 1/48<sup>th</sup> Ki-61 in JAAF silver/spotted schema.



**Greg Plummer** came up with another ingenious solution for car kit with missing components. This time he produced from two different Enzo Ferrari kits (Tamiya, Revell) a single splendid Heavy Duty Construction Earth Mover/Scrapper. Yes, you read that correctly.





His “scale earth” media lent a splendid aromatic to the display, being cocoa powder. Never one to miss an important detail, Greg produced an apropos themed Rampant Horse logo for this specialty vehicle, in both large display and scale vehicle versions.



Bravissimo!

**Randy Ray’s** Platz T-33A WIP is showing great promise for being ready for the March Shooting Stars Event



**Eugenie Taylor** has her white Out of Box schemed Platz T-33 well along, plus a WIP Sherman like her family member drove in abundance during WW2.



She has now a greater idea why White schemes are not more common, thanks to Sherman also the fun of working with small tools.

*( For the rest of text, a better look at things left, go to sheet 2 – editor)*







Congratulations to **Greg Plummer**  
FOR WINNING FEBRUARY MODEL OF THE MONTH





**7:00 PM OPEN, MEETING 8:00 PM SHARP**

**FRIDAY**

**MARCH 21**

**At**

**COMMUNITY ROOM**

**Milpitas Police Administration Building**

**1275 N. Milpitas Blvd**

**Milpitas, CA**

EDITOR  
SILICON VALLEY SCALE MODELERS  
P.O. BOX 361644  
MILPITAS CA 95036  
Email : dens25403@mypacks.net

