



# THE STYRENE SHEET

VOL. 45, No.1 [WWW.SVSM.ORG](http://WWW.SVSM.ORG) JANUARY 2011



A Publication of the Silicon Valley Scale Modelers, A chartered Chapter of International Plastic Modeler's Society, USA branch.

## BY GEORGE , IT IS SIMPLY A NATURAL !



TAMIYA'S 1:48 SCALE KAWANISHI N1K1-JA "SHIDEN" TYPE-II : A "Bare Metal" Model

By: Rodney J. Williams, an SVSM Life Member

At 79.7 years old I am lucky to be able to continue one of my hobbies which are building plastic models. 2010 was a very "GOODYEAR" for me. I was able to build 5 airplanes and 5 cars, including Rommel's Rod "half-track." I tossed in a Russian Helicopter and a Russian submarine. I built another American submarine. I rebuilt 4 older models of mine and I rebuilt a pre-made 1:18<sup>th</sup> scale F6F Hellcat, which has been posted on LSP under "What's New," ( [www.largescaleplanes.com](http://www.largescaleplanes.com)). I made some bases for another 4 old models and I made some minor repairs to another 20 models. I took 43 models to the 2010 IPMS/USA NATIONAL CONVENTION which was held this past year in "hot" Phoenix, Arizona, (115 in the shade). I met up with several old friends and of course I was a National Judge for the 11<sup>th</sup> time. I won two first place awards and another 14 trophies. Like I said, it was a good year for me.

### "NOW TO THE MODEL"

There has to be an "American" name for this "Shiden" model but I did not do any research on it nor was there any data on Tamiya's instruction sheet. ( Yes, Rodney, there was an assigned Allied code name, you're entitled to know, if only I can recall what it is, hmm, top of my head a moment ago...*the editor*) **continued on page 3**

**Editor's Ravings** – this month's editor, Mick Burton

Representative Republic. Return on Investment. Building Market Share and Maintaining Momentum with Brand Identity.

Executive Responsibility to Shareholds. Democratic Rule while balancing Citizen Freedoms vs Responsibilities: [More Notes!](#)

Thanks to our President ( Eric ) having his Ramble to me so early and with it coincident, my participation in last Saturday's "Special Super Auction" for the event advertised at the right, I now have some editorial for my outline above.

Eric's point about deleterious homogenizing of many hard copy references for modelers to an "Internet copy standard" is well taken. But this "aping" by these magazines and members who wrote material for them is not the Internet's fault. More due in my book, to laziness on the writers part and their editorial guides. Forgetting or ignoring their responsibility to their shareholds to stay on target and provide quality content, within the strictures of their medium and return on investment requirements. Both print media and Internet "virtual media" are on a mission to "get eyes on the page", building a market share of customers whose loyalty to the brand is pretty secure good times or not so good. Same goes for us who put events like Hobby Expo and Kickoff Classic every year. We can't just figure that we can cookie cutter a contest recipe, put together a few flyers plus a website, put it all out there "sometime" and just go about our daily lives with it all on autopilot. Expecting that like magic, customers will just get the word, be especially excited and want to show up, accepting whatever you feed them with no great effort. Especially if you simply just copy someone else's recipe because it works and slap your name (club identity) on it. Thankfully, IPMS Santa Rosa for example, is a Region 9 club that has like our own outfit, spent many hours of a few folks volunteer time "in between shows" MAKING THE TRUE EFFORT.

To build an "institutional memory bank" and a flexible organization that gives a great return on investment to all the shareholders. The modelers who show up to compete, share their works with those who didn't but are just as enthused and important, the unknown but appreciated public viewing at large, the judges, day staff, the all through the year executive staff, the club itself, and that membership who depend on the club to be there while not caring a fig if there's a contest any year at all . These are all major shareholders to whom the Executive owe loyalty, as much as they expect and depend on the same from same. Like us, they've a Representative Republic with Democratic rule style organization.

The Internet this past year proved it's worth to them and their sharehold, by providing a most fruitful instantaneous executive action tool to plan a "special Super Auction", an assist while all parties totally overwhelmed with our own lives. Balancing all priorities for all our own clubs needs in a small window calendar, while giving a chance to share opportunity with an entirely larger population. In manner that in past would likely not have come to pass simply for the logistics in communications hassle. Yet it still came down to bodies on the ground, money in hand, commitment in place just like the old days. Deed done, dollars in, event funding secured. More folks from "outside" got a chance to buy into this particular event, everyone had a great time, and seen importantly, the unchanging truth that it's a community of modelers forming a common society in the end having fun. Doing what it took to have fun and get business done at same time was always there. All tailoring things to suit individual and common needs/wants with a lot of care, thought and innovation or tradition as best we could. With the Net today as a TOOL any fool can look pretty cool just aping the short order cooking. But it takes old hands and still young minds with eternal heart to truly make it "Start to Finish". Which to me says why we do it best, whether with hand signals or the latest XML widgetry.

My sense of awe at the entire spectrum of our amazing community, in a hobby still stigmatized as "solitary pursuit"! So to y'all, noted you're a demanding and hungry lot, and a few hardy souls are simply heroic making ship go: Thanks! - mick fini



## **SVSM EDITOR'S CONTEST THEME JUNE 2011 " Here Comes The Sun "**

This is a SUMMER CELEBRE! . Editor's not shilling as a Solar Power Consultant, merely emphasizing the bright outlook for participation in this. ANYTHING Finished in PRIMARILY Yellow is potential winner. Realizing some need more clarification: conceive not only do USN trainers and Blue Angel "Beetle Bombs" fit this bill alongside "Roth Mysterion" and Dick Tracy Space Cruisers, so also does any WW2 German vehicle Dark Yellow schema. Need more nudging? Rest of concept will have to await another issue when more room on page available...


## **SVSM EDITOR'S CONTEST THEME JULY 2011 " Vive Le Republique ! "**

This is a PATRIOTIC riff, in spirit of our annual celebre, of course with twist. Editor's outline of obvious entry: any FINISHED Republic Aircraft product (for competitive purposes I am allowing Seversky aircraft inclusion) There is of course an edge to gain, if you can finish your work in French markings convincingly, more success. Which offers you a rainbow of possibilities, I hope a flash of inspiration will streak through you. Chief concern is you all aren't just struck with a thunderbolt of a single note, makes me screech to think of it. Must jet off now.




*By George, I think Rodney's built it* (continued from page 1)

I used only Tamiya paints on this model. I built the cockpit and painted it including the interior with their silver paint, then over coated it with their clear blue color. The instructions say to paint the cockpit area with their "Metallic Silver." I did a test with the Metallic paint and did not like it. The instrument panel was painted with XF-1 Flat black, and then dry brushed with some "SnJ" Aluminum polishing powder. I added micro-dots of "Future" (acrylic floor finish) to all of the dials.



I built this model "OOB" but I just had to add some seat belts and shoulder straps. The engine was assembled and painted silver, then I added the pre-painted exhaust stacks. I drilled out the exhaust ports as well, using a .031" diameter drill.

The cockpit was attached and I glued the fuselage together. As always, there were seams to fill in, then sand and replace some panel lines, rivets. Long ago, I used to sand my "bare-metal" models down from 600 to 800, 1000, 1200, 1500 and to 2000 grit with wet/dry paper. Not any more! After sanding with 600 grit, I apply a few thinned down coats of "Future Floor Wax." This fills in 95% of the sanding cracks, however at times you have to do a bit more sanding.



The model was inspected and met my approval, so I began misting on several thinned down coats of Tamiya's Chrome Silver paint. After a few days of drying, I applied the thinned down Future over the silver. A few days later I masked off the model with the new Scotch 3M-2080 smooth blue masking tape, and applied my Titanium Silver. The Future coat does not let the masking tape to pull off the undercoat of silver paint.

I applied one of the kit's "red meat balls" on the wing, with ill results. For several decades I have used artist "frisket-film" and cut out my insignia's. The enclosed photos show how I tried using the blue masking tape which turned out A-OK for me. About 20 years ago I had Matt Matsushita mix me up some **(continued page 5)**

## **UPCOMING EVENTS CALENDAR AS OF SVSM MEETING 01-21-11**

### **Friday, January 21 2011**

**IPMS/Silicon Valley Scale Modelers** monthly meeting, club contest theme “ NOT A DAMN THING ”.

### **Friday, February 11 2011**

**IPMS/Fremont Hornets** monthly meeting, night’s club theme “ Pirates of the Coffeebean ”

### **Friday, February 18 2010**

**IPMS/Silicon Valley Scale Modelers** monthly meeting, club contest theme “ Doctor’s Orders ”

### **Saturday, February 19 2011**

**IPMS/Santa Rosa and Friends** host “Hobby Expo 2011”, a huge show held in Petaluma Community Center, just off McDowell Boulevard in Petaluma, CA. This year’s show theme “Start to Finish”. The Model Contest is of course a large feature of the event. However every year the number, variety of hobby related displays, demos, and just plain cool things to see grows, this year promises to best yet. Also the signature “Speed Build” (what can you do in 60 minutes?) Make N’ Take, Huge Raffle that are Expo standards will of course be going on. Contact John Admire at [admire@pacbell.net](mailto:admire@pacbell.net) or call him at 707-539-4563 for more information.

### **Saturday, February 26 2011**

**NNL/West** present their 2011 Show at the Santa Clara Convention Center, Event themes “Replica and Firsts” Held also in same hall at same time, West Coast Model Expo! Admission is 15 dollars and covers all events.

### **Saturday, March 5 2011**

**IPMS/Silicon Valley Scale Modelers** host their Kickoff Classic at the Santa Clara Convention Center, Hall “A”, 5001 Great America Pkwy, Santa Clara. Event theme “ Best of the Bay ”.

### **Friday, March 11 2011**

**IPMS/Fremont Hornets** monthly meeting, night’s club theme “ March Madness ” Quirky, Odd, Wild entries.

### **Friday, March 18 2011**

**IPMS/Silicon Valley Scale Modelers** monthly meeting, club contest theme “ TBA ”

### **Sunday, April 10 2011**

**IPMS/San Joaquin Valley Scale Modelers** host “Catfight 2011” at San Joaquin Valley Fairgrounds, Bldg #2 Stockton, CA. Event theme “Grumman Fighters, Wildcat to Tomcat”. Special Awards, Raffle, Lots of fun! BONUS! Same time, same locale! Stockton Model Car Show& Contest. So TWO chances to enter, win!

### **Sunday, September 25 2011**

**IPMS/Fremont Hornets** host their returning Tri City Classic Seven” Exhibition and Contest. New Locale, now in Main Auditorium, Milpitas Community Center, 457 E. Calaveras Blvd, Milpitas. Event theme: " Black Rain " for anything Japanese or directly related. Special awards tied to theme, also for most creative or quirky entry.

Also "Make 'n Take", raffle, vendors and day of event items TBA. Contest Director Woodrow Yeung, contact via email via Fremont Hornets Club, [daze61283@mypacks.net](mailto:daze61283@mypacks.net) or directly via [woodrow\\_yeung@yahoo.com](mailto:woodrow_yeung@yahoo.com) Check also website for more info or updates, address is <http://www.fremonthornets.org>

### **Saturday, May 19 2012**

**IPMS/Fresno Scale Modelers R-9 Regional**, theme “ Desert Warfare ” Show location TBA. Special category “Tag Team” announced at Silvercon 2010. 1 entry, 5 members of a chapter worked on, diorama or single item.



*Don't Tell George, I think Rodney's finished it* (continued from page 3)

"Yellow Orange" Tamiya paint. It's still good so I applied it to the front of the wings.



I used some of those kit "thick" decals and wondered when Tamiya will make thinner decals like so many other companies. The prop and drop tank were painted per the kit's instructions. The anti-glare panel was painted with XF-1 flat black.

Final assembly went A-OK upon installation of the guns, pitot tube, gears, doors and drop tank. My last operation was to install the antenna post and attach the wire.

Yes! 20 years ago .... Matt showed me how to use and tie women's nylon panty hose for antenna wires. However, a few years ago I tried tying lady's long black hair. It is easier to tie, and glues nicely. So far none of my wires have sagged.

I had fun building this model. Enjoy. — Rodney *fini*



## **Presidential Ramblings**

### **The Continued Shrinking World of Modeling.**

No, I'm not talking about kids not getting into the hobby or the lack of new hobby shops. The other day I picked up a British Modeling Magazine for an article in it. Now the way I read a model magazine is to first thumb thru it. Then I go thru it again checking out the ads for new kits or references. Finally I read the magazine. I did the same with this magazine and was surprised. I don't usually buy modeling magazines but when I went to D & J's and San Antonio Hobbies (when it was in business) I would look thru their issues of Military Modeling and other British magazines. I remember looking at the ads and seeing all the different things you could get in the UK that, if we were lucky, would make it to the US in a few months. When I went thru this magazine, there was nothing in the ads that I have not already seen or heard about from the Internet or in Fine Scale Modeler.

Not only that. When reading the articles, there were no new techniques that have not been written about in the US magazines. In fact when I compared the layout of this magazine to Fine Scale Modeler, I found them to be almost identical. Yes, the British mag did have a paragraph about each of the new products they pictured (which is definitely better than FSM's one sentence about each new product) and it is apparently doing a series on British armor camouflage. But outside of these differences, it was pretty much the same style of magazine.

Guys did articles on builds, but only had photos of their finished kit. Or my current major peeve with reviewers; they build a kit, writing a few paragraphs about the kit. Then spend the rest of the article talking about paint modulation, fading, chipping, etc. Never mind when I try a build a kit that's been reviewed and find fit issues that the authors never bothered to mention. It seems that the Internet has not only given us almost instant access to any modeling product we want, but has also caused magazine publishers to follow a cookie cutter pattern to their product.

Now I might not be fair because I only read magazines that are in English. It might be that other countries magazines are doing a better job of informing the modeler (I am always impressed by the Japanese model magazines, I just wished I could read them) but I'm not sure. As the world of modeling shrinks, maybe we are all starting to follow the same trends and building the same way.

So think, why you build the way you do.

Are you doing it because everyone else is or because you do like the way it looks when you're done? - *Eric fini*

---

---

### **SVSM EDITOR' s CONTEST THEME FEBRUARY 2011 " Doctor's Orders "**

Since this is my birthday month, your Editor often indulges in his convoluted contest whimsy at this annual passage. 2011 will be no different. As if to underscore anonymous MD opinions that I am indeed in need of a serious change of pastime or face lifelong tragic circumstances, I have crafted my latest competition to suit.

Eligible subjects include: ANY Finished McDonnell, Douglas, or McDonnell Douglas Aircraft. Or FW190D for "Dora" or TA152 series (both in honor of Dr Kurt Tank). For car guys, Dodge products (as in Mopar-Dodge if you missed the "MD" connect). Or any Porsche subject (see next for why) For armor fiends, any subject that can be tied to "Dr Porsche", as in "Porsche Turret Tiger" etc. For Real Space folk, Dr Werner Von Braun and his team offers a number of subjects from V-2 thru Redstone Arsenal works all the way to Saturn Five rocket.

Not to overlook also the huge number of potential subjects within framework of models that can be done using Coast Guard, Hospital Ship, Rescue Ambulance/Fire themes. Or Red Cross, another under looked useful area.

Others should not feel slighted, anything tied to "Dr Who" will fit right in to compete (Daleks may "eliminate") as well as "SuperCar" (thanks to "Dr Beeker"). Star Trek fans will be limited to only things and craft that can be directly associated with "Dr McCoy", which still leaves a wide range. Of course, as always, competitors should feel free to attempt to stretch, hornswoggle or otherwise fiendishly craft a credible or incredible premise to make it possible for their entry to qualify as a suitable "MD", as this is still an "in house contest" (Doctor's Orders!)



## ***GOING...GOING...GONE!***

### **Stealing A Quick Look at Our Road Trip to Santa Rosa's Fund Raising Auction for Expo 2011**

The IPMS Santa Rosa folks hosted a fabulous Saturday night event at the Coddington Plaza Round Table, a special deal for real. With several pitchers of quality beverages (Sierra Pale Ale amongst choices...mmm yea!) freely offered to those attending. A treat which seemed to help this author, for one, make excellent bid choices ( well, at the time seemed so ☺ ). A few members of the Fremont Hornets and SVSM were able to make it to the soiree and thus able to give some eyewitness testimony to the fun to be had. Many thanks to "Cap" John Admire and "Rockin" Jack Riggat for their tireless auctioneering and kudos to "Paymaster" Greg Reynolds who kept all accounted for real time with his laptop onsite! Thanks to that, I can report with confidence that evening finished on time (just) with 155 lots bid and 1213 dollars towards next month's Model Expo expenses raised. Go Team!

Many many fine items were let go at utterly criminal prices, and much fine fun was had "gaming" bids of folks.



On left, kits as far as one can see.

Right, Cap hard at it. BTW, the Dragon Wagon ended up gone at 60 bucks



Crowd was all smiles as bids went on

At right, among bargains was the Zeppelin for \$7 !



At left, as you can see, Magicians of Hawking Goods managed to put all those items into hands of eager bidders at night's end.

At right, I ended lucky. Found few items that couldn't live without!- mick





## " That ROBBED Sense ": December 2010 Club Gift Theft Revue



**Pizza Parlors and Modelers seem to be a theme here, don't they? Our last meeting for 2010 was again at Round Table Pizza off Stevens Creek in San Jose. With a decent turnout of participants for the " Gift Theft ". Whereupon normally civil and decent folks turned on their friends and neighbors in order to grab that kit they simply can't do without or don't want to see someone else getting. We'll go for it again next year, no doubt...**



In any case, we always keep good records as you see above. On the right you may notice the varied reactions of some players. Paul is apparently about to box Frank's ears...oww!



Other participants take a gentler approach. Here we see Bill Ferrante kindly offer Mike Meek an aircraft kit, it seems Mike wants none of it

Maybe an Airfield Tractor then?





Steve Travis is puzzled. Yes, it IS on a desert floor, and looks a lot like a Salt Flat Belly Tank Racer...But do I want it?




No matter, Bill Abbott later steals it for his own nefarious purposes. Thank John Heck for the kit



At left, it seems at some point it became a fashion to wear kits as hats. So Dave Quick went on the prowl for the perfect accessory...



Meantime, another Dave finds time for some light reading in an oddly familiar publication.



**And a  
Happy  
New  
Year  
Y'all**

- Mick fini

Happily, Dave Quick finds the head gear to suit him. Friend to last, Bill loans Mike a hat.



NEXT MEETING:

**7:00 PM**

**FRIDAY**

**JANUARY 21**

**COMMUNITY ROOM**

**Milpitas Police Administration Building**

**1275 N. Milpitas Blvd**

**Milpitas, CA**

